

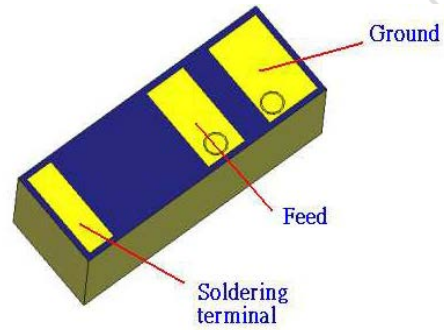
## PRODUCT FEATURES

1. Surface mount ceramic antenna with a small size of 9.9 X 3.7 X 3.8 mm.
2. Highly stable under temperature and humidity changes.
3. Superior performance in a compact size, RoHS compliant.

## RF CHARACTERISTICS

PN AT2450D4015AT	Specification
Working Frequency Range	2.37-2.51GHz
Gain	2.0 dBi(Typical)
Return Loss	-10 dB min
Polarization	Linear
Radiation Pattern	Omni-directional
Impedance	50Ω
Rated Power	1W max
Operating Temperature	-40°C to +85°C

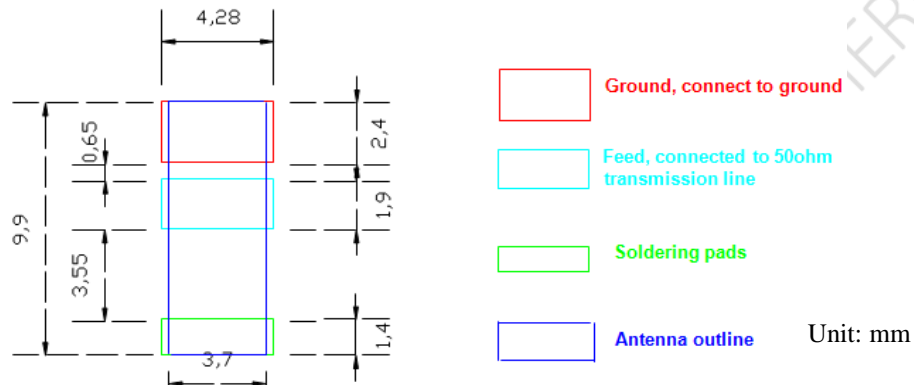
## TERMINAL CONFIGURATION



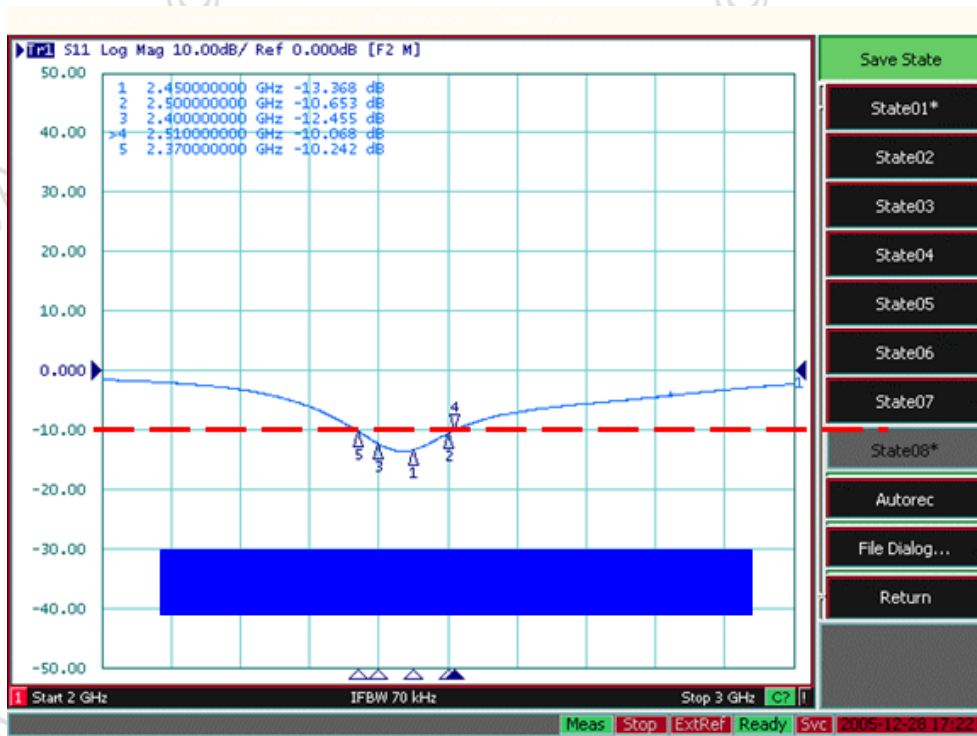
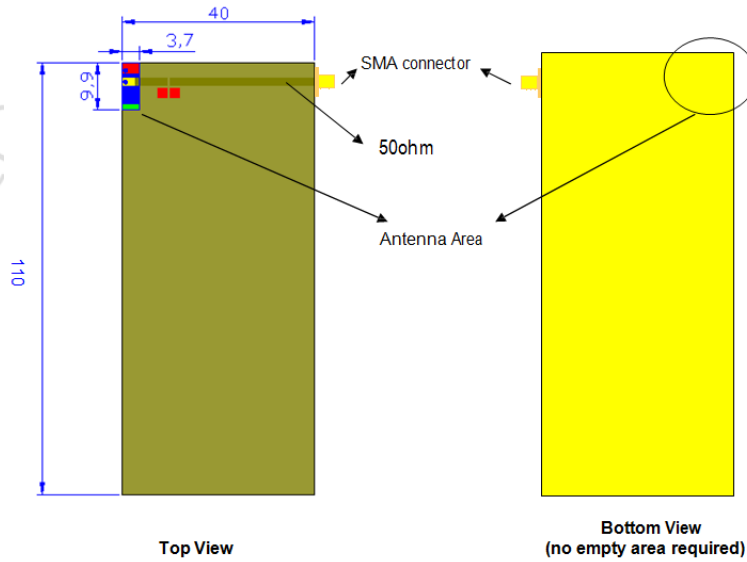
## PHYSICAL DIMENSIONS

Figure	Dimension(mm)	Port definition	
	L	9.9 ± 0.15	
	W	3.7 ± 0.15	
	T	3.8 ± 0.20	
	P <sub>w</sub>	3.48 ± 0.10	Pad width
	P <sub>1</sub>	1.4 ± 0.10	Soldering terminal
	P <sub>2</sub>	1.9 ± 0.10	Feed terminal
	P <sub>3</sub>	2.4 ± 0.15	Ground terminal

## PCB DESIGN/LAYOUT CONSIDERATION



## TEST BOARD DESIGN



## RADIATION PATTERNS

